



PROJECT	TYPE	CATALOG #



Model	Size (inches) & Weight (lbs)			
	L (in)	W (in)	H (in)	Weight
07-HBLSR-181512L-4K5K	16.5	10.25	1.8	4.6
07-HBLSR-241815L-4K5K	23	10.25	1.8	7
07-HBLSR-363024L-4K5K	31	10.25	1.8	9.5
07-HBLSR-604836L-4K5K	44	10.25	1.8	12

1 UNC 347-480V is not compatible with emergency drivers (EMxx).

Series	Nominal Lumen Output (Selectable)		Kelvin Selectable	Input Voltage		Lens Distribution		Emergency Driver	
07-HBLSR	181512L	18,000 / 15,000 / 12,000 lm	4K5K	UNC ¹	347-480V	ND	Narrow	EM10	10W Emergency Driver
	241815L	24,000 / 18,000 / 15,000 lm						EM13	13W Emergency Driver
	363024L	36,000 / 30,000 / 24,000 lm						EM25	25W Emergency Driver
	604836L	60,000 / 48,000 / 36,000 lm						Blank	No Emergency Driver

Specifications

Housing

- Premium powder-coat, steel, white housing.

Electrical

- Operating temperature (ambient): -40°C to 50°C (-40°F to 122°F). HBLSR-181512L-4K5K = -40°C to 55°C (-40°F to 131°F).
- Universal 120-277V AC voltage (50-60Hz) is standard.
- 347-480V achieved with step-down transformer is optional.
- 0-10VDC dimming drivers are standard.
- Emergency driver option available.
- Input transient surge protection = 6kV.
- Power factor > 0.90.
- Total Harmonic distortion < 20%.

Optical System

- Polycarbonate lenses.
- Field selectable 4000k (neutral white) and 5000k (cool white) color temperatures*.
- Tri-lumen selectable delivers 12,000 to 60,000 nominal lumens*.
- Long-life LEDs provide 134,000 hours of operation with at least 70% of initial lumen output (L₇₀), and 40,000 hours with at least 90% of initial lumen output (L₉₀)**.
- Screw in sensor ready. Sensor and remote control sold separately. Remote control required to change factory sensor settings.
- LED color maintenance < 0.003 chromaticity shift (Δu'v') over the initial 6,000 hours of operation.
- Medium distribution is standard with optional narrow or wide distribution lenses.
- Color rendering index > 80.

Mounting

- Chain-mount kit (includes v-hooks and 1-meter-long chain) are standard.
- Optional pendant mounting kit provides pendant attachment to ½" rigid conduit.
- Optional surface mounting kit provides attachment to solid surfaces.
- Optional cable mount kit provides luminaire suspension

Code Compliance

- cULus listed for damp locations.
- Complies with FCC part 15, class A.

Warranty

- 5-year warranty on all electronics and housing.

* Default kelvin temperature 4000k and highest lumen output.

**L₇₀ & L₉₀ hours are IES TM-21-11 calculated hours.



Accessories (order separately)

Sensor

07-HD07VR-PH-1	=	Passive infrared sensor - maximum mounting height = 39FT.
07-HD07VR-MH-B-1	=	Microwave step-dimming sensor - maximum mounting height = 49FT.
07-HD09VR-PH5-1*	=	Passive infrared sensor - maximum mounting height = 39FT.
07-HD09VR-MH5-1*	=	Microwave step-dimming sensor - maximum mounting height = 49FT.
07-HD05R	=	Remote control for 07-HD07VR-PH-1, 07-HD07VR-MH-B-1, 07-HD09VR-PH5-1 & 07-HD09VR-MH5-1(required to change factory settings)

***07-HD09VR series has 5-dial setting capability.**

Factory settings for Sensor : detection area =100%, hold time = 5 sec, stand-by period = 0 sec, stand-by dimming level = 10%, daylight threshold = disabled

Lens

07-HBLSR-LENS-181512L-ND	=	Narrow distribution lens for 07-HBLSR-181512L-4K5K
07-HBLSR-LENS-241815L-ND	=	Narrow distribution lens for 07-HBLSR-241815L-4K5K
07-HBLSR-LENS-363024L-ND	=	Narrow distribution lens for 07-HBLSR-363024L-4K5K
07-HBLSR-LENS-604836L-ND	=	Narrow distribution lens for 07-HBLSR-604836L-4K5K
07-HBLSR-LENS-181512L-MD	=	Medium distribution lens for 07-HBLSR-181512L-4K5K (ships with luminaire standard)
07-HBLSR-LENS-241815L-MD	=	Medium distribution lens for 07-HBLSR-241815L-4K5K (ships with luminaire standard)
07-HBLSR-LENS-363024L-MD	=	Medium distribution lens for 07-HBLSR-363024L-4K5K (ships with luminaire standard)
07-HBLSR-LENS-604836L-MD	=	Medium distribution lens for 07-HBLSR-604836L-4K5K (ships with luminaire standard)
07-HBLSR-LENS-181512L-WD	=	Wide distribution lens for 07-HBLSR-181512L-4K5K
07-HBLSR-LENS-241815L-WD	=	Wide distribution lens for 07-HBLSR-241815L-4K5K
07-HBLSR-LENS-363024L-WD	=	Wide distribution lens for 07-HBLSR-363024L-4K5K
07-HBLSR-LENS-604836L-WD	=	Wide distribution lens for 07-HBLSR-604836L-4K5K

Wire Guard

07-HBLSR-WG-181512L	=	Wire guard kit for 07-HBLSR-181512L-4K5K
07-HBLSR-WG-241815L	=	Wire guard kit for 07-HBLSR-241815L-4K5K
07-HBLSR-WG-363024L	=	Wire guard kit for 07-HBLSR-363024L-4K5K
07-HBLSR-WG-604836L	=	Wire guard kit for 07-HBLSR-604836L-4K5K

Mounting Options

07-HBLSR-SMK	=	Surface mount kit for 07-HBLSR - all models (not compatible with UNC or EM25 options)
07-HBLSR-PMK	=	Pendant mount for 07-HBLSR - all models (not compatible with UNC or EM25 options)
07-LEDFHB-CMK3	=	Cable mount kit, 3 meters long - all models
07-LEDFHB-CMK5	=	Cable mount kit, 5 meters long - all models

Remote Mount EM Drivers

03-BLEM-CP-10C	=	10W Emergency Driver
03-BLEM-CP-13C	=	13W Emergency Driver

* Emergency drivers are not compatible with UNC (347-480V) models..



Compatible Emergency Driver - installed

Emergency Driver Part Number	EM10		EM13		EM25	
Model	Watts	EM Lumens	Watts	EM Lumens	Watts	EM Lumens
07-HBLSR-181512L-4K5K	10	1500	13	1950	25	3750
07-HBLSR-241815L-4K5K	10	1500	13	1950	25	3750
07-HBLSR-363024L-4K5K	10	1500	13	1950	25	3750
07-HBLSR-604836L-4K5K	10	1500	13	1950	25	3750

Compatible Dimmers & Controls

Manufacturer	Model Number	Dimmer Range	Load Switching Capacity
Best Lighting	DWS-010V-T	10%-100%	600W
Best Lighting	DWS-010V-D	10%-100%	600W
Leviton	IP710-LFZ	10%-100%	1200W
Lutron	DVSTV	10%-100%	450W



Electrical Data

Series	Measurements	Low Lumens		Mid Lumens		High Lumens	
		4000K	5000K	4000K	5000K	4000K	5000K
07-HBLSR-181512L-4K5K	Lumens	12,007	12,307	14,555	15,071	18,085	18,421
	Watts	76	77	96	98	120	123
	Efficacy	158	159	152	154	150	150
	Input Current (A)	120V = 0.63	120V = 0.64	120V = 0.80	120V = 0.82	120V = 1.00	120V = 1.03
240V = 0.32		240V = 0.32	240V = 0.40	240V = 0.41	240V = 0.50	240V = 0.51	
277V = 0.27		277V = 0.28	277V = 0.35	277V = 0.35	277V = 0.43	277V = 0.44	

Series	Measurements	Low Lumens		Mid Lumens		High Lumens	
		4000K	5000K	4000K	5000K	4000K	5000K
07-HBLSR-241815L-4K5K	Lumens	15,021	15,557	18,017	18,477	24,047	24,241
	Watts	94	96	115	117	158	158
	Efficacy	159	162	157	158	152	153
	Input Current (A)	120V = 0.78	120V = 0.80	120V = 0.96	120V = 0.98	120V = 1.32	120V = 1.32
240V = 0.39		240V = 0.40	240V = 0.48	240V = 0.49	240V = 0.66	240V = 0.66	
277V = 0.34		277V = 0.35	277V = 0.42	277V = 0.42	277V = 0.57	277V = 0.57	

Series	Measurements	Low Lumens		Mid Lumens		High Lumens	
		4000K	5000K	4000K	5000K	4000K	5000K
07-HBLSR-363024L-4K5K	Lumens	24,049	24,854	30,037	30,299	35,517	36,076
	Watts	152	155	193	197	237	242
	Efficacy	158	160	156	154	150	149
	Input Current (A)	120V = 1.27	120V = 1.29	120V = 1.61	120V = 1.64	120V = 1.98	120V = 2.02
240V = 0.63		240V = 0.65	240V = 0.80	240V = 0.82	240V = 0.99	240V = 1.01	
277V = 0.55		277V = 0.56	277V = 0.70	277V = 0.71	277V = 0.86	277V = 0.87	

Series	Measurements	Low Lumens		Mid Lumens		High Lumens	
		4000K	5000K	4000K	5000K	4000K	5000K
07-HBLSR-604836L-4K5K	Lumens	12,007	12,307	14,555	15,071	18,085	18,421
	Watts	76	77	96	98	120	123
	Efficacy	158	159	152	154	150	150
	Input Current (A)	120V = 1.97	120V = 2.01	120V = 2.60	120V = 2.64	120V = 3.37	120V = 3.43
240V = 0.98		240V = 1.00	240V = 1.30	240V = 1.32	240V = 1.68	240V = 1.72	
277V = 0.85		277V = 0.87	277V = 1.13	277V = 1.14	277V = 1.46	277V = 1.49	



Photometric Data

07-HBLSR-181512L-4K5K

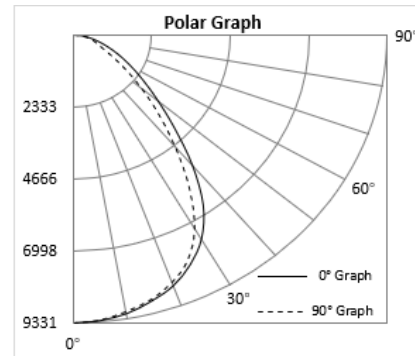
Luminaire Data

Description	Linear High Bay Lumen/Kelvin Selectable
Total Lumens	18,423
Input Wattage	123
Efficacy (lm/W)	150
Spacing Criterion (0-180°)	1.22
Spacing Criterion (90-270°)	1.18

Photometrics calculated at
5000k - high lumens setting

Zonal Lumen Summary

Zone	Lumens	%Fixt
0-20°	3,402	18.5%
0-30°	7,155	38.8%
0-40°	11,161	60.6%
20-50°	10,840	58.8%
40-70°	6,281	34.1%
0-60°	16,247	88.2%
0-80°	18,156	98.6%
0-90°	18,423	100.0%
90-180°	0	0.0%
0-180°	18,423	100.0%



07-HBLSR-241815L-4K5K

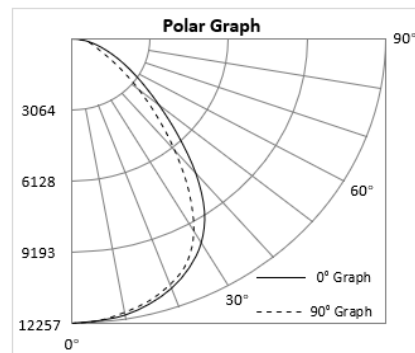
Luminaire Data

Description	Linear High Bay Lumen/Kelvin Selectable
Total Lumens	24,269
Input Wattage	158
Efficacy (lm/W)	153
Spacing Criterion (0-180°)	1.24
Spacing Criterion (90-270°)	1.18

Photometrics calculated at
5000k - high lumens setting

Zonal Lumen Summary

Zone	Lumens	%Fixt
0-20°	4,468	18.4%
0-30°	9,398	38.7%
0-40°	14,661	60.4%
20-50°	14,249	58.7%
40-70°	8,283	34.1%
0-60°	21,353	88.0%
0-80°	23,902	98.5%
0-90°	24,269	100.0%
90-180°	0	0.0%
0-180°	24,269	100.0%



07-HBLSR-363024L-4K5K

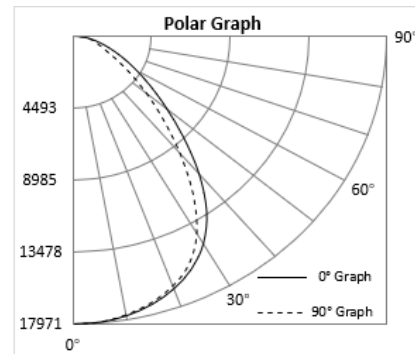
Luminaire Data

Description	Linear High Bay Lumen/Kelvin Selectable
Total Lumens	36,087
Input Wattage	242
Efficacy (lm/W)	149
Spacing Criterion (0-180°)	1.24
Spacing Criterion (90-270°)	1.18

Photometrics calculated at
5000k - high lumens setting

Zonal Lumen Summary

Zone	Lumens	%Fixt
0-20°	6,560	18.2%
0-30°	13,802	38.2%
0-40°	21,585	59.8%
20-50°	21,143	58.6%
40-70°	12,526	34.7%
0-60°	31,718	87.9%
0-80°	35,540	98.5%
0-90°	36,087	100.0%
90-180°	0	0.0%
0-180°	36,087	100.0%



07-HBLSR-604836L-4K5K

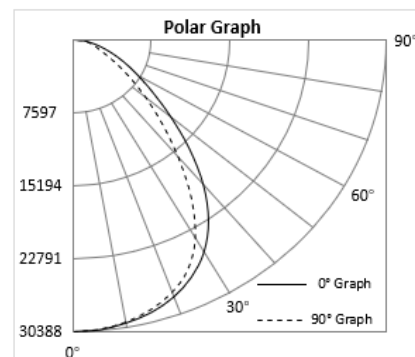
Luminaire Data

Description	Linear High Bay Lumen/Kelvin Selectable
Total Lumens	61,323
Input Wattage	412
Efficacy (lm/W)	149
Spacing Criterion (0-180°)	1.24
Spacing Criterion (90-270°)	1.18

Photometrics calculated at
5000k - high lumens setting

Zonal Lumen Summary

Zone	Lumens	%Fixt
0-20°	11,100	18.1%
0-30°	23,335	38.1%
0-40°	36,491	59.5%
20-50°	35,901	58.5%
40-70°	21,535	35.1%
0-60°	53,908	87.9%
0-80°	60,446	98.6%
0-90°	61,323	100.0%
90-180°	0	0.0%
0-180°	61,323	100.0%





Cords & Plugs

When ordering a plug, use the following suffix choices.

Example: 07-HBLSR-181512L-4K5K-P515

Note: Cords & plugs do not affect the ability to install sensors.

Part number suffix	Description	For use with
6C3	6' cord - 3 conductor (black/white/green)	Standard & UNC
6C4	6' cord - 4 conductor (black/white/green/red)	EM driver
6C5	6' cord - 5 conductor (black/white/green/purple/pink)	Dimming (standard & UNC)
6C6	6' cord - 6 conductor (black/white/green/red/purple/pink)	Dimming & EM driver
10C3	10' cord - 3 conductor (black/white/green)	Standard & UNC
10C4	10' cord - 4 conductor (black/white/green/red)	EM driver
10C5	10' cord - 5 conductor (black/white/green/purple/pink)	Dimming (standard & UNC)
10C6	10' cord - 6 conductor (black/white/green/red/purple/pink)	Dimming & EM driver
15C3	15' cord - 3 conductor (black/white/green)	Standard & UNC
15C4	15' cord - 4 conductor (black/white/green/red)	EM driver
15C5	15' cord - 5 conductor (black/white/green/purple/pink)	Dimming (standard & UNC)
15C6	15' cord - 6 conductor (black/white/green/red/purple/pink)	Dimming & EM driver
6W3	6' whip - 3 conductor (black/white/green)	Standard & UNC
6W4	6' whip - 4 conductor (black/white/green/red)	EM driver
6W5	6' whip - 5 conductor (black/white/green/purple/pink)	Dimming (standard & UNC)
6W6	6' whip - 6 conductor (black/white/green/red/purple/pink)	Dimming & EM driver
6P515	6' cord - 3 conductor (black/white/green) - NEMA 5-15 plug (120V/15A)	Standard luminaire
6P615	6' cord - 3 conductor (black/white/green) - NEMA 6-15 plug (240V/15A)	Standard luminaire
6P715	6' cord - 3 conductor (black/white/green) - NEMA 7-15 plug (277V/15A)	Standard luminaire
6P520	6' cord - 3 conductor (black/white/green) - NEMA 5-20 plug (120V/20A)	Standard luminaire
6P620	6' cord - 3 conductor (black/white/green) - NEMA 6-20 plug (277V/20A)	Standard luminaire
6P515L	6' cord - 3 conductor (black/white/green) - NEMA L5-15 plug (120V/15A locking)	Standard luminaire
6P615L	6' cord - 3 conductor (black/white/green) - NEMA L6-15 plug (240V/15A locking)	Standard luminaire
6P715L	6' cord - 3 conductor (black/white/green) - NEMA L7-15 plug (277V/15A locking)	Standard luminaire
6P520L	6' cord - 3 conductor (black/white/green) - NEMA L5-20 plug (120V/20A locking)	Standard luminaire
6P620L	6' cord - 3 conductor (black/white/green) - NEMA L6-20 plug (240V/20A locking)	Standard luminaire
6P720L	6' cord - 3 conductor (black/white/green) - NEMA L7-20 plug (277V/20A locking)	Standard luminaire
6P2420L	6' cord - 3 conductor (black/white/green) - NEMA L24-20 plug (347V/20A locking)	UNC luminaire
6P820L	6' cord - 3 conductor (black/white/green) - NEMA L8-20 plug (480V/20A locking)	UNC luminaire
10P515	10' cord - 3 conductor (black/white/green) - NEMA 5-15 plug (120V/15A)	Standard luminaire
10P615	10' cord - 3 conductor (black/white/green) - NEMA 6-15 plug (240V/15A)	Standard luminaire
10P715	10' cord - 3 conductor (black/white/green) - NEMA 7-15 plug (277V/15A)	Standard luminaire
10P520	10' cord - 3 conductor (black/white/green) - NEMA 5-20 plug (120V/20A)	Standard luminaire



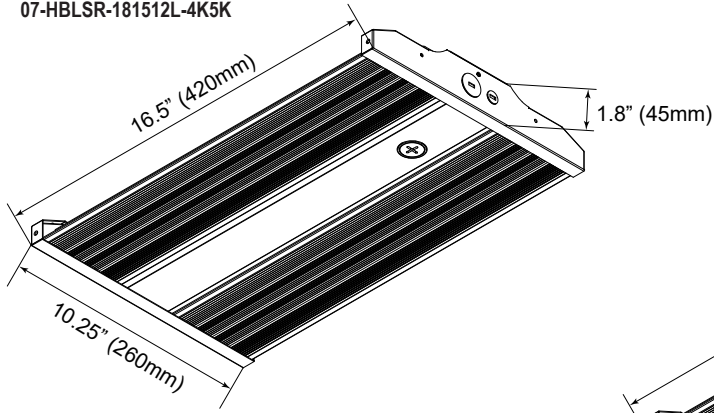
Cords & Plugs

Part number suffix	Description	For use with
10P620	10' cord - 3 conductor (black/white/green) - NEMA 6-20 plug (277V/20A)	Standard luminaire
10P515L	10' cord - 3 conductor (black/white/green) - NEMA L5-15 plug (120V/15A locking)	Standard luminaire
10P615L	10' cord - 3 conductor (black/white/green) - NEMA L6-15 plug (240V/15A locking)	Standard luminaire
10P715L	10' cord - 3 conductor (black/white/green) - NEMA L7-15 plug (277V/15A locking)	Standard luminaire
10P520L	10' cord - 3 conductor (black/white/green) - NEMA L5-20 plug (120V/20A locking)	Standard luminaire
10P620L	10' cord - 3 conductor (black/white/green) - NEMA L6-20 plug (240V/20A locking)	Standard luminaire
10P720L	10' cord - 3 conductor (black/white/green) - NEMA L7-20 plug (277V/20A locking)	Standard luminaire
10P2420L	10' cord - 3 conductor (black/white/green) - NEMA L24-20 plug (347V/20A locking)	UNC luminaire
10P820L	10' cord - 3 conductor (black/white/green) - NEMA L8-20 plug (480V/20A locking)	UNC luminaire
15P515	15' cord - 3 conductor (black/white/green) - NEMA 5-15 plug (120V/15A)	Standard luminaire
15P615	15' cord - 3 conductor (black/white/green) - NEMA 6-15 plug (240V/15A)	Standard luminaire
15P715	15' cord - 3 conductor (black/white/green) - NEMA 7-15 plug (277V/15A)	Standard luminaire
15P520	15' cord - 3 conductor (black/white/green) - NEMA 5-20 plug (120V/20A)	Standard luminaire
15P620	15' cord - 3 conductor (black/white/green) - NEMA 6-20 plug (277V/20A)	Standard luminaire
15P515L	15' cord - 3 conductor (black/white/green) - NEMA L5-15 plug (120V/15A locking)	Standard luminaire
15P615L	15' cord - 3 conductor (black/white/green) - NEMA L6-15 plug (240V/15A locking)	Standard luminaire
15P715L	15' cord - 3 conductor (black/white/green) - NEMA L7-15 plug (277V/15A locking)	Standard luminaire
15P520L	15' cord - 3 conductor (black/white/green) - NEMA L5-20 plug (120V/20A locking)	Standard luminaire
15P620L	15' cord - 3 conductor (black/white/green) - NEMA L6-20 plug (240V/20A locking)	Standard luminaire
15P720L	15' cord - 3 conductor (black/white/green) - NEMA L7-20 plug (277V/20A locking)	Standard luminaire
15P2420L	15' cord - 3 conductor (black/white/green) - NEMA L24-20 plug (347V/20A locking)	UNC luminaire
15P820L	15' cord - 3 conductor (black/white/green) - NEMA L8-20 plug (480V/20A locking)	UNC luminaire

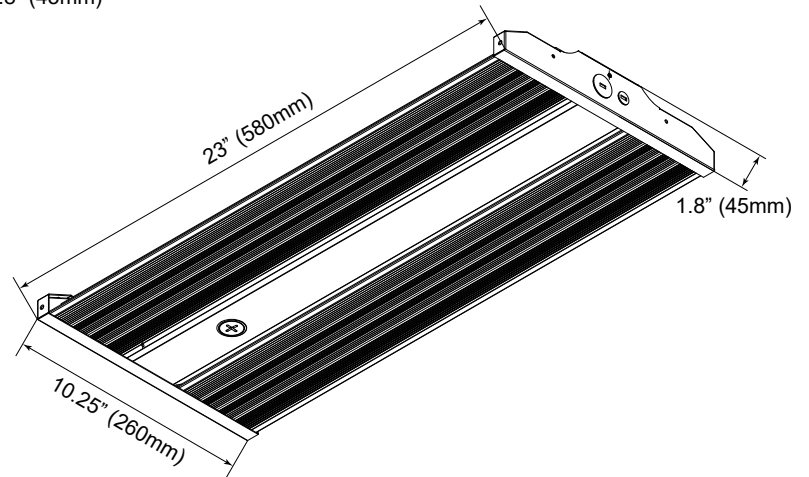


Dimensional Drawings

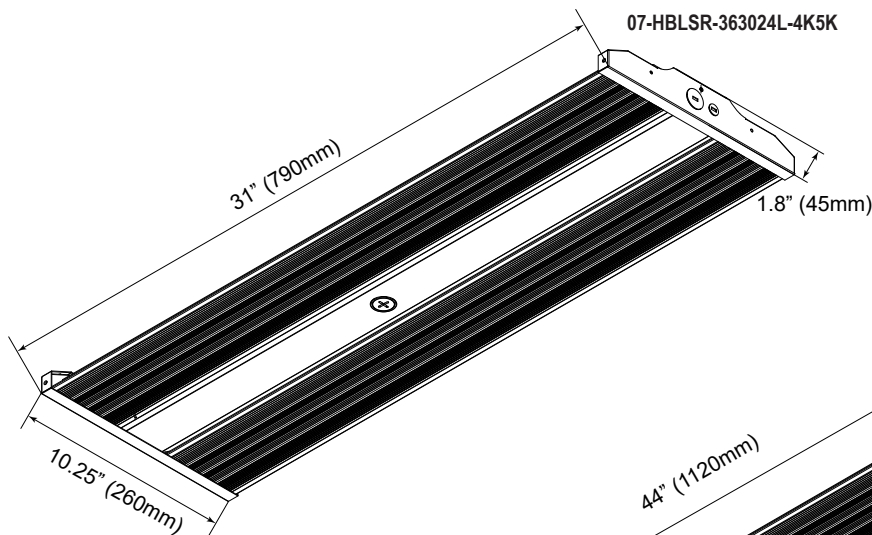
07-HBLSR-181512L-4K5K



07-HBLSR-241815L-4K5K



07-HBLSR-363024L-4K5K



07-HBLSR-604836L-4K5K

